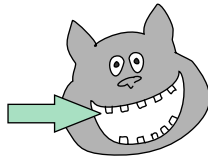



Connect The Alphabet

Draw a line between each letter and the picture that starts with the sound of that letter.

Name: _____

t
s
a
c
m



Alphabet Cut and Paste


Name: _____

Cut out the letters. (If you have safety scissors, it's good practice for a child to cut paper.)



Then have your child paste or tape the letters into the boxes (below) to form three words.

c	t	a
t	a	a
s	t	m

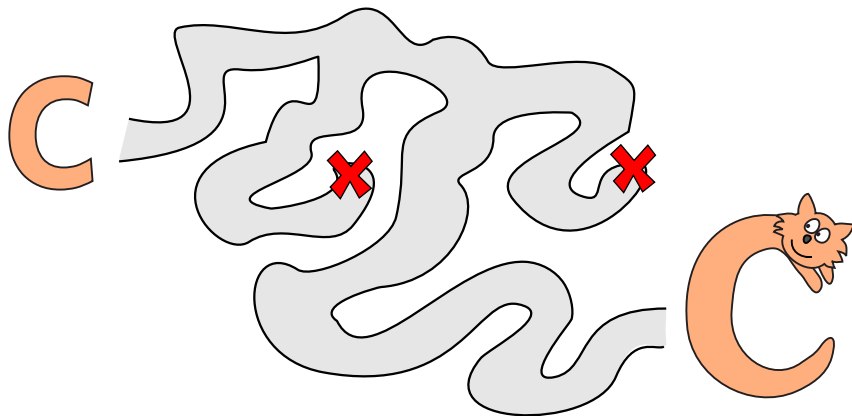
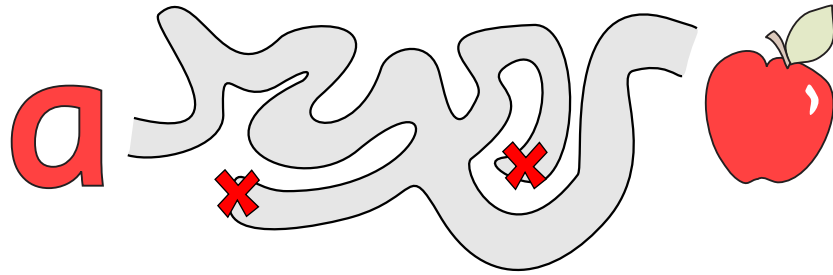
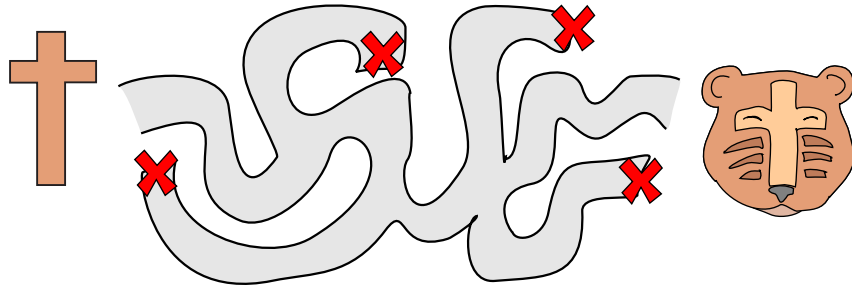




Maze #1

Trace the paths from the letters to the pictures.





Name: _____



Writing Page

Trace the words and the picture outlines.



Name: _____



Maze #2

Help the cat find his new friend.

Name: _____



Coloring Page

Name: _____

